



**Eastleigh BID**

Week 18, 2017

01/05/2017 to 07/05/2017



REGION - South East

Monday to Sunday

COUNT TYPE: Footfall Counts

**Weekly Footfall**

Benchmark calculations (Year on Year and Week on Week) have been calculated using like for like data sets (only those counters available in both comparison periods) to ensure statistical accuracy

	Year to Date % Change		Year on Year % Change		Week On Week % Change	
	2017	2016	2017	2016	2017	2016
Eastleigh BID	▲ 1.6 %	▼ -3.1 %	▼ -3.2 %	▲ 7.5 %	▼ -4.4 %	▼ -3.0 %
South East	▲ 0.5 %	▼ -3.8 %	▼ -1.5 %	▲ 5.7 %	▼ -0.2 %	▲ 2.2 %
UK	▼ 0.0 %	▼ -2.2 %	▼ -4.7 %	▲ 8.1 %	▼ -1.8 %	▲ 3.1 %

**Headlines**

The change in footfall for Eastleigh BID over the last 52 weeks is 1.9% up on the previous year.

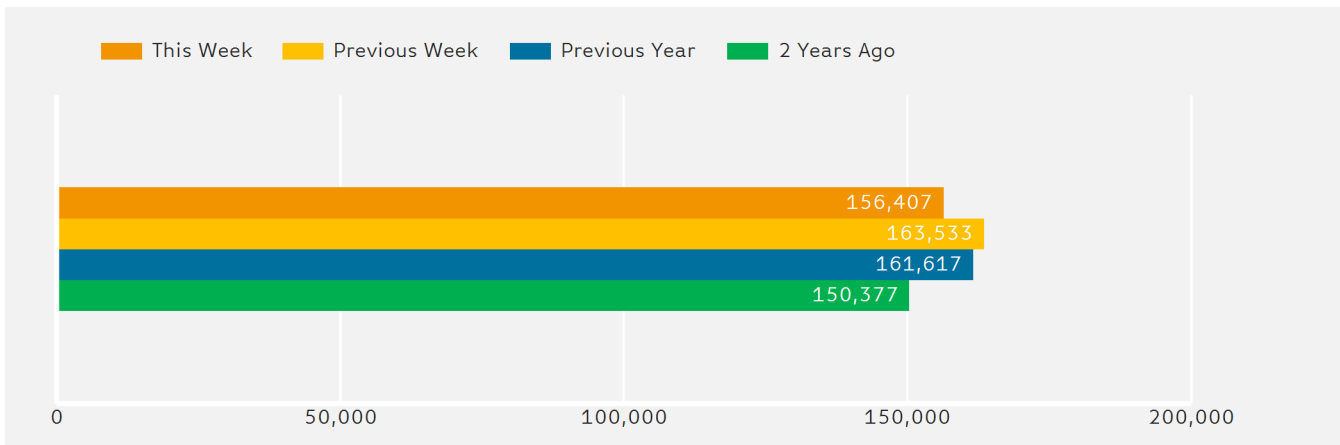
Footfall for the year to date is 1.6% up on the previous year.

The number of visitors counted for week commencing 1 May 2017 was 156,407.

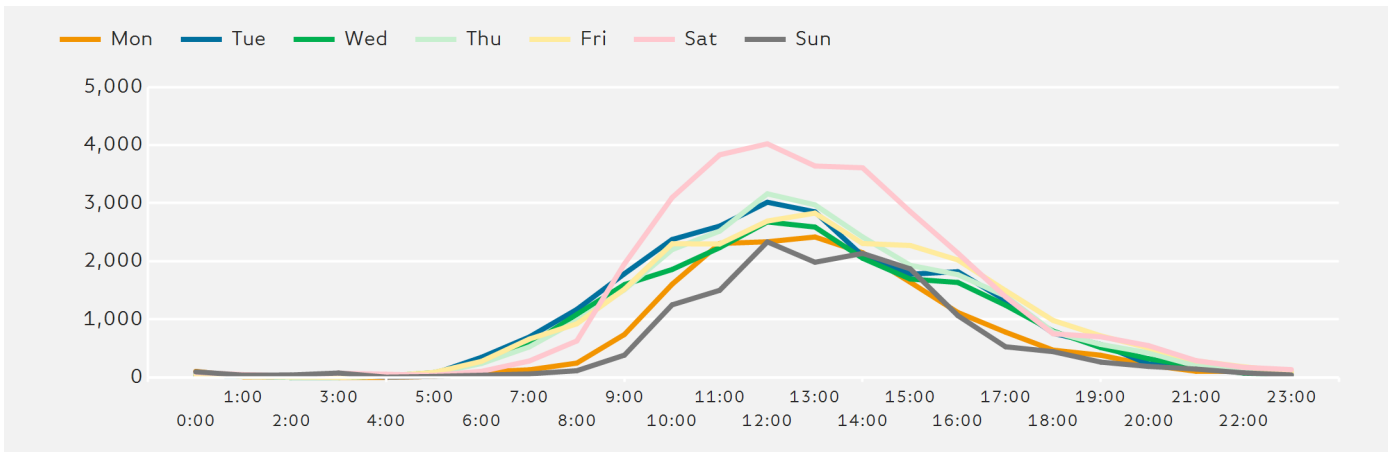
The busiest day in week commencing 1 May 2017 was Saturday with 30,501 visitors.

The peak hour of the week was 12:00 on Saturday with footfall of 4,023

**Footfall Totals by Week**



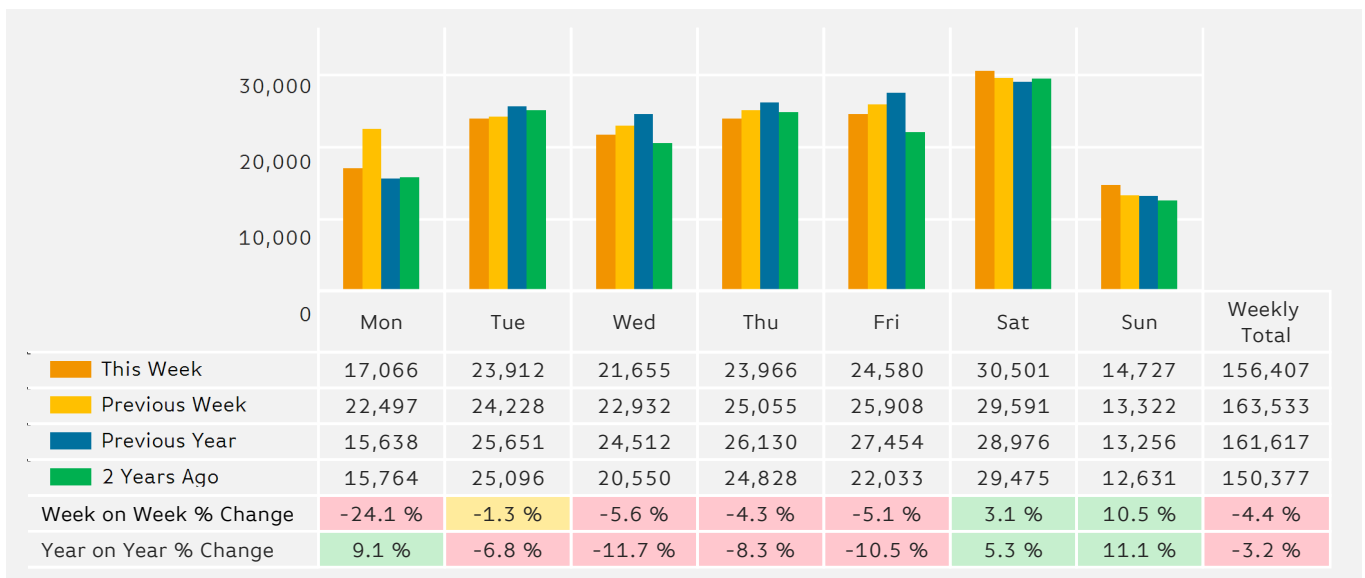
### Footfall by Hour



### Weather

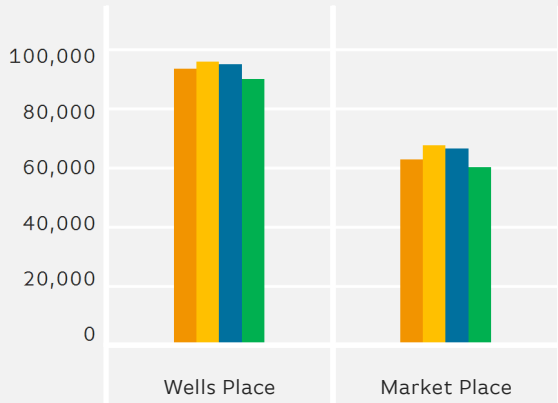
	Mon	Tue	Wed	Thu	Fri	Sat	Sun
This Week	12	16	11	15	14	16	17
Previous Week	13	10	10	11	13	13	13
Previous Year	12	15	14	17	20	21	23

### Footfall by Day



### Footfall Totals

■ This Week
 ■ Previous Week
 ■ Previous Year
 ■ ...



	Wells Place	Market Place
This Week	93,502	62,905
Previous Week	95,890	67,643
Previous Year	94,985	66,632
2 Years Ago	90,017	60,360
Week on Week % Change	-2.5 %	-7.0 %
Year on Year % Change	-1.6 %	-5.6 %

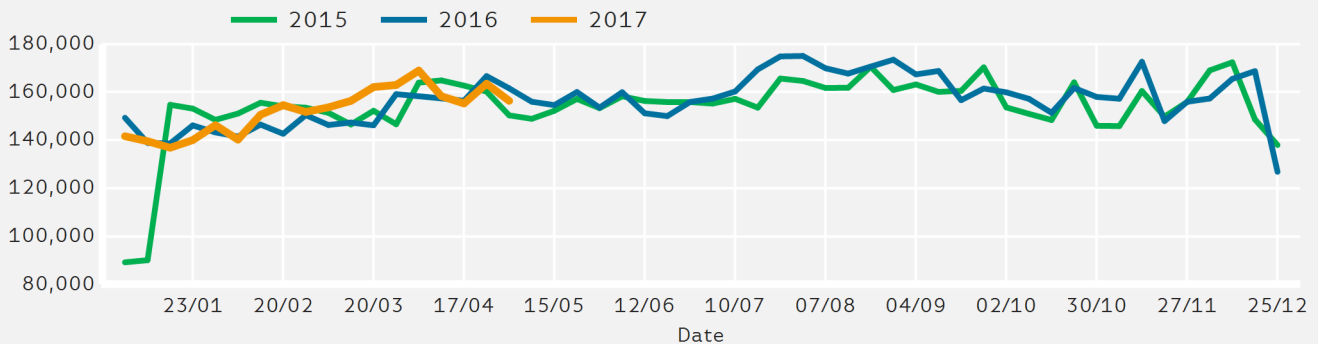
### Footfall Totals

Counting By Location - Main Locations Only



■ Wells Place, 59.8 %  
■ Market Place, 40.2 %

### Footfall by Week



Year to Date % Change is the annual % change in footfall from January of this year compared to the same period last year.  
 Year on Year % Change is the % change in footfall for this week compared to the same week in the previous year.  
 Week on Week % Change is the % change in footfall for this week from the previous week.