



Eastleigh BID

Week 4, 2017

23/01/2017 to 29/01/2017



REGION - South East

Monday to Sunday

COUNT TYPE: Footfall Counts

Weekly Footfall

Benchmark calculations (Year on Year and Week on Week) have been calculated using like for like data sets (only those counters available in both comparison periods) to ensure statistical accuracy

	Year to Date % Change		Year on Year % Change		Week On Week % Change	
	2017	2016	2017	2016	2017	2016
Eastleigh BID	▼ -2.6 %	▼ -9.3 %	▼ -4.2 %	▼ -4.6 %	▲ 2.3 %	▲ 5.4 %
South East	▼ -2.4 %	▼ -3.0 %	▼ -6.3 %	▼ -3.3 %	▼ -3.3 %	▲ 2.9 %
UK	▼ -1.3 %	▲ 0.3 %	▼ -2.5 %	▲ 0.9 %	▼ -2.9 %	▲ 1.6 %

Headlines

The change in footfall for Eastleigh BID over the last 52 weeks is 0.7% up on the previous year.

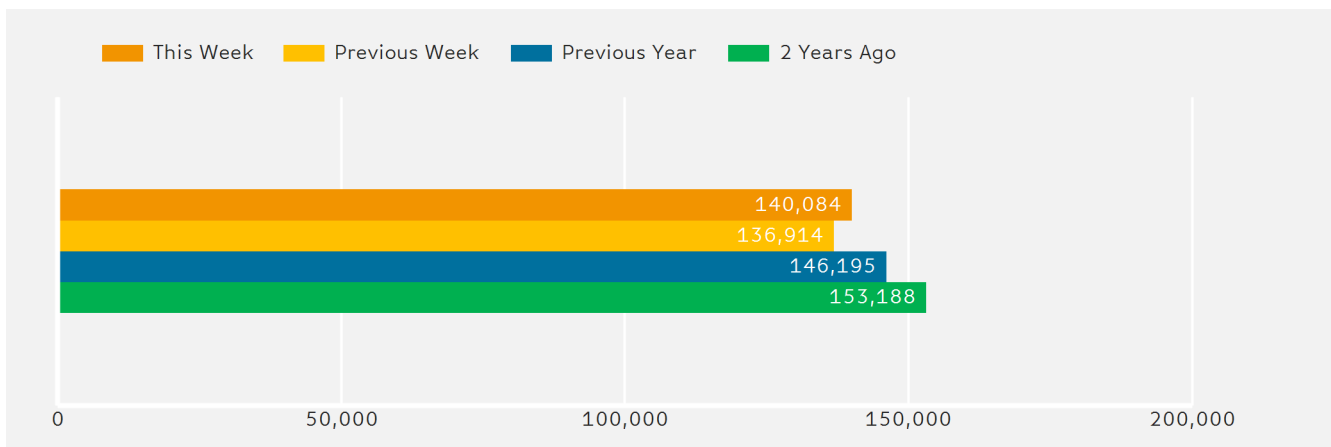
Footfall for the year to date is 2.6% down on the previous year.

The number of visitors counted for week commencing 23 January 2017 was 140,084.

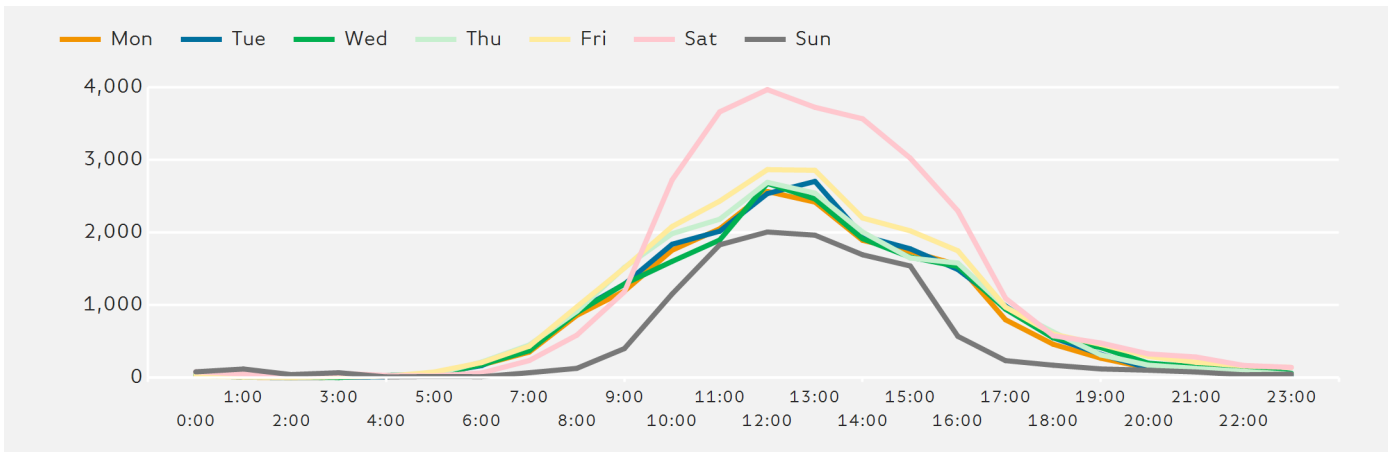
The busiest day in week commencing 23 January 2017 was Saturday with 28,328 visitors.

The peak hour of the week was 12:00 on Saturday with footfall of 3,965

Footfall Totals by Week



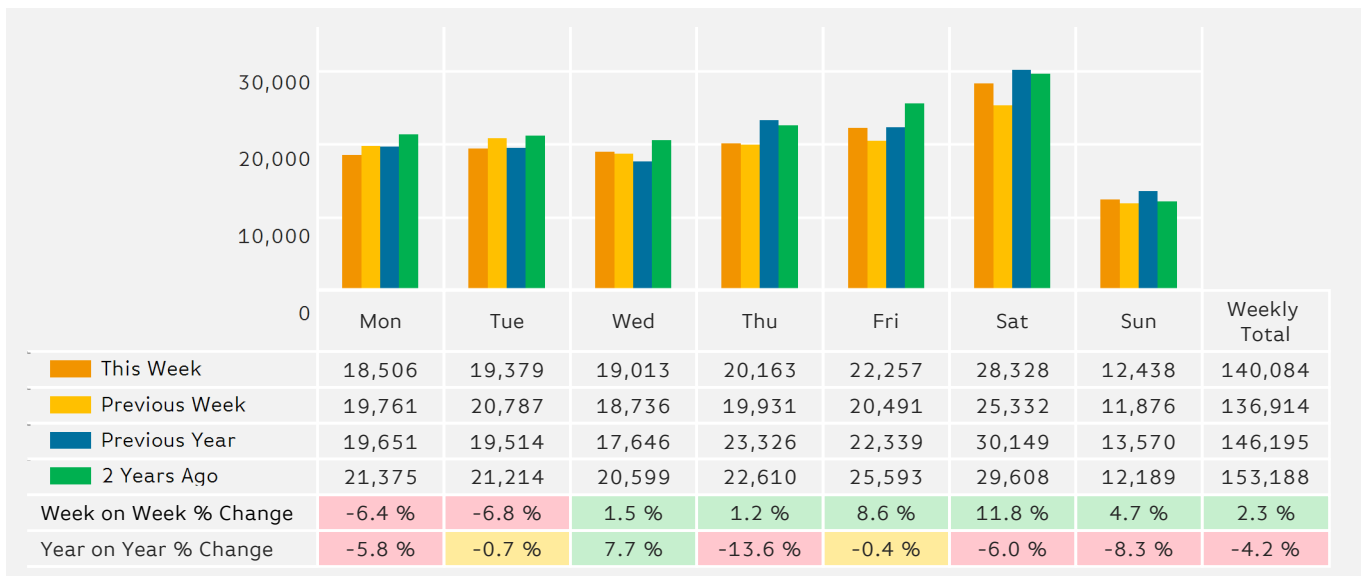
Footfall by Hour



Weather

	Mon	Tue	Wed	Thu	Fri	Sat	Sun
This Week	FOG 3	Sunny 6	Sunny 6	Sunny 7	Cloudy 8	Cloudy 9	Cloudy 9
Previous Week	Cloudy 8	Sunny 6	Sunny 4	Sunny 6	Sunny 6	Sunny 3	Cloudy 7
Previous Year	Cloudy 12	Cloudy 10	Cloudy 12	Sunny 9	Cloudy 11	Sunny 8	Cloudy 13

Footfall by Day



Footfall Totals

■ This Week
 ■ Previous Week
 ■ Previous Year
 ■ ...



This Week	75,827	64,257
Previous Week	68,365	68,549
Previous Year	82,140	64,055
2 Years Ago	88,314	64,874
Week on Week % Change	10.9 %	-6.3 %
Year on Year % Change	-7.7 %	0.3 %

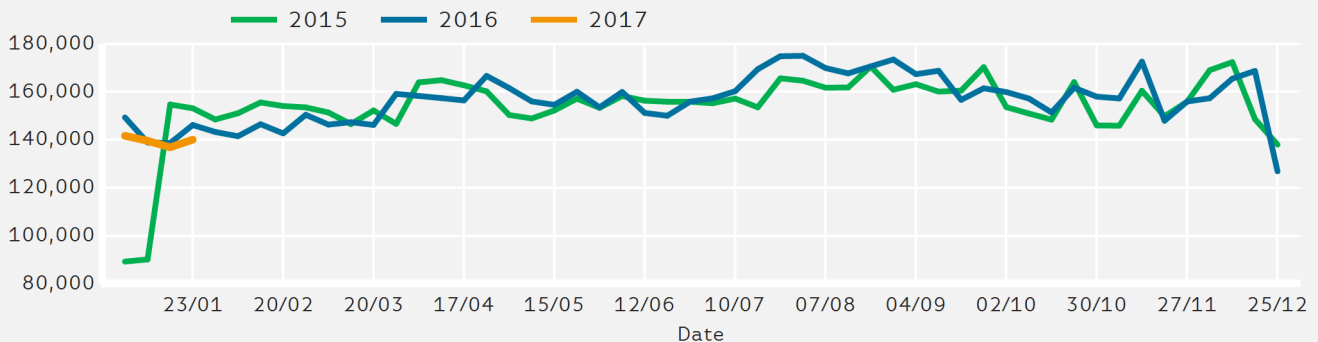
Footfall Totals

Counting By Location - Main Locations Only



■ Wells Place, 54.1 %
■ Market Place, 45.9 %

Footfall by Week



Year to Date % Change is the annual % change in footfall from January of this year compared to the same period last year.
 Year on Year % Change is the % change in footfall for this week compared to the same week in the previous year.
 Week on Week % Change is the % change in footfall for this week from the previous week.