



Eastleigh BID

Week 41, 2017

09/10/2017 to 15/10/2017



REGION - South East

Monday to Sunday

COUNT TYPE: Footfall Counts

Weekly Footfall

Benchmark calculations (Year on Year and Week on Week) have been calculated using like for like data sets (only those counters available in both comparison periods) to ensure statistical accuracy

	Year to Date % Change		Year on Year % Change		Week On Week % Change	
	2017	2016	2017	2016	2017	2016
Eastleigh BID	▲ 0.5 %	▲ 0.0 %	▼ -4.4 %	▲ 4.1 %	▼ -4.4 %	▼ -1.7 %
South East	▲ 0.2 %	▼ -3.1 %	▲ 1.5 %	▼ -4.2 %	▼ -1.5 %	▼ -0.8 %
UK	▼ -0.8 %	▼ -1.5 %	▲ 0.0 %	▼ -1.0 %	▼ -1.9 %	▼ -3.2 %

Headlines

The change in footfall for Eastleigh BID over the last 52 weeks is 0.7% up on the previous year.

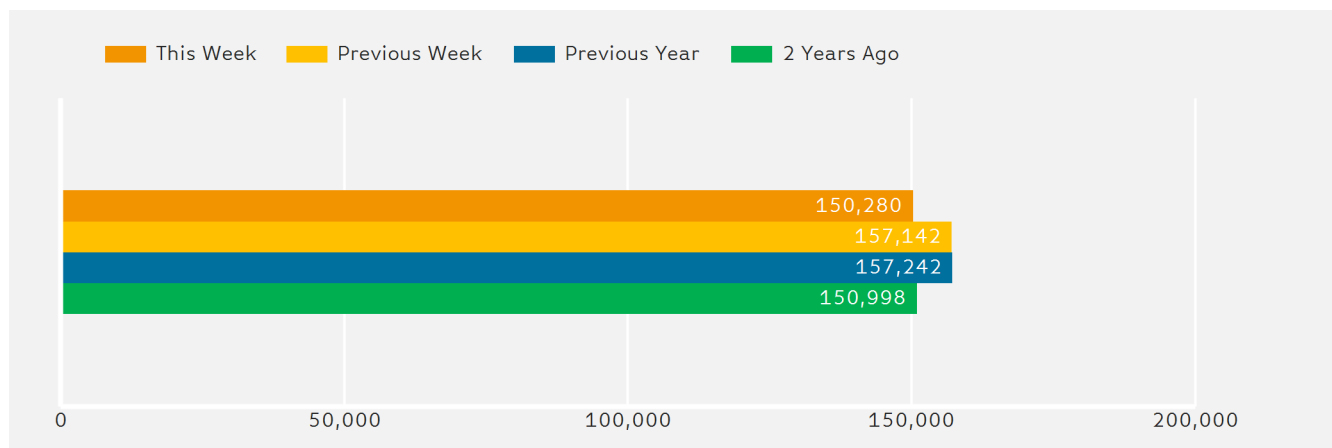
Footfall for the year to date is 0.5% up on the previous year.

The number of visitors counted for week commencing 9 October 2017 was 150,280.

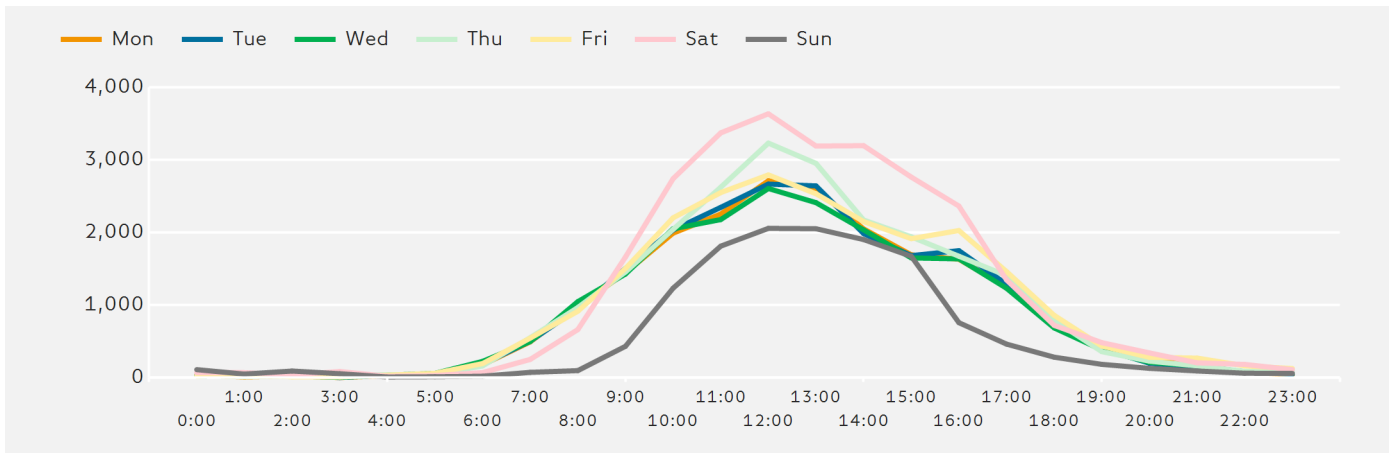
The busiest day in week commencing 9 October 2017 was Saturday with 27,542 visitors.

The peak hour of the week was 12:00 on Saturday with footfall of 3,632






















Footfall by Week



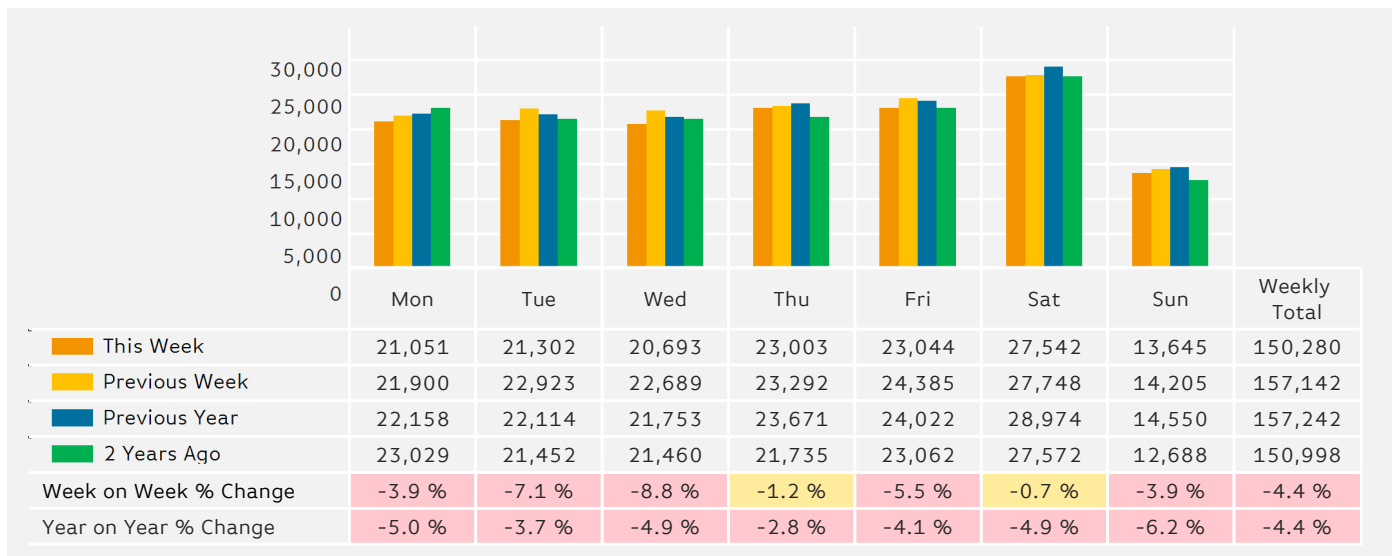
Footfall by Hour



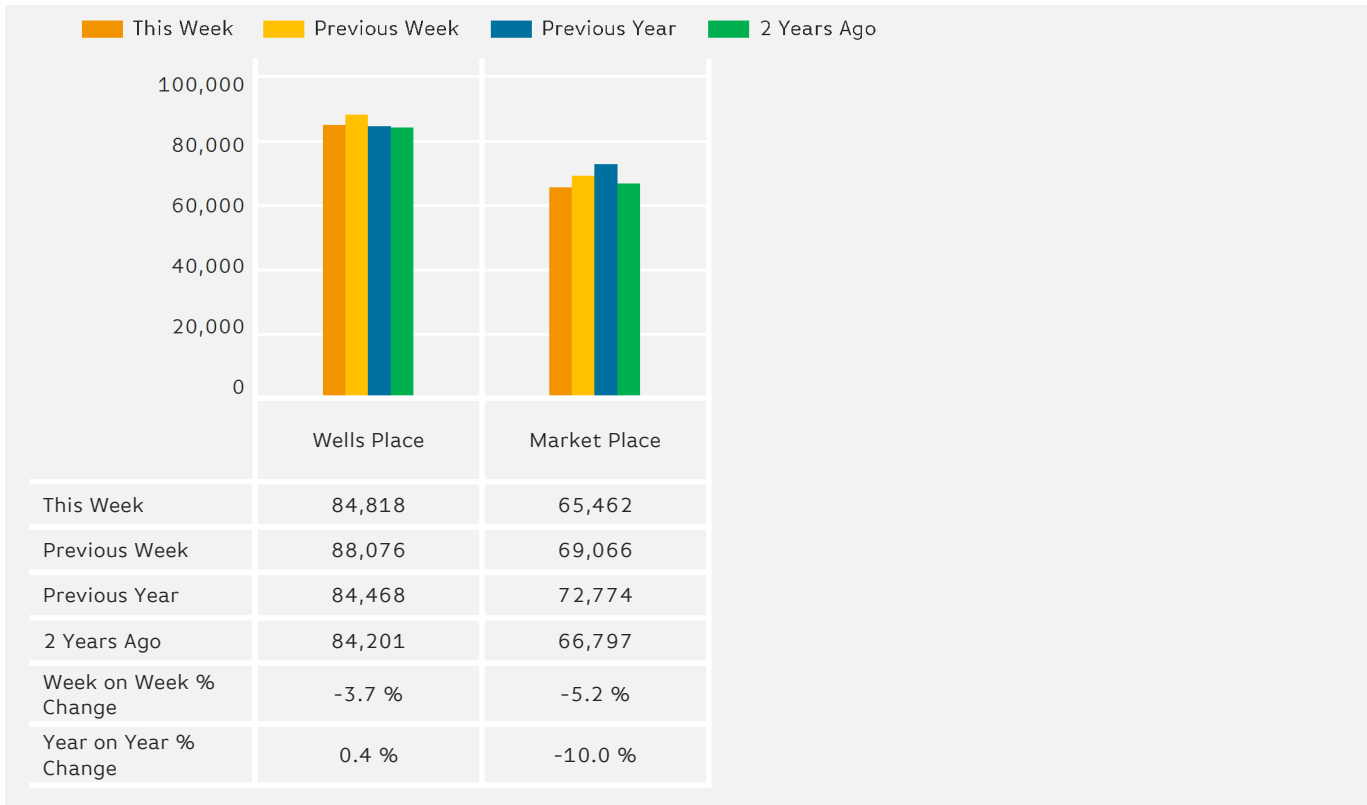
Weather

	Mon	Tue	Wed	Thu	Fri	Sat	Sun
This Week	 18	 15	 15	 17	 17	 20	 18
Previous Week	 17	 16	 17	 17	 16	 17	 17
Previous Year	 13	 14	 14	 12	 13	 16	 16

Footfall by Day

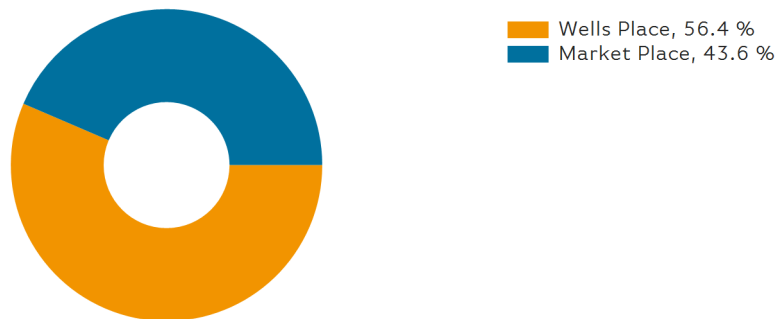


Footfall by Location

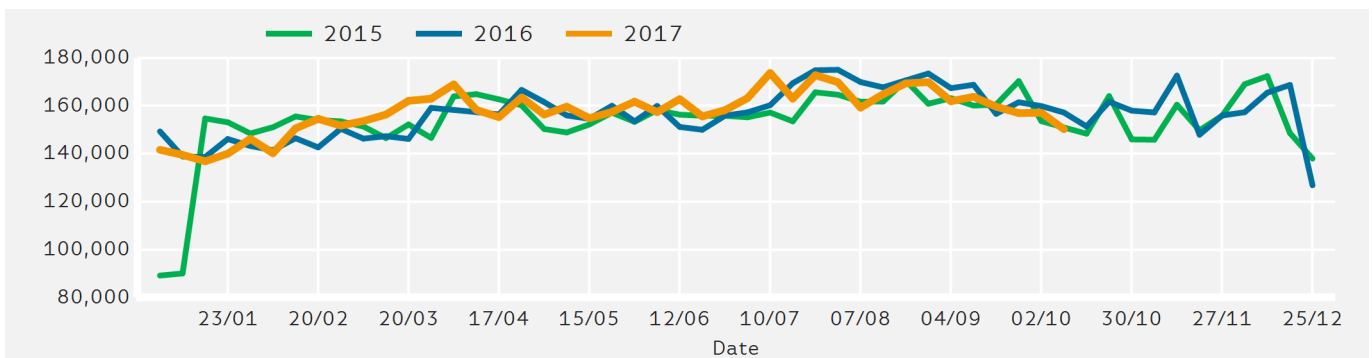


Footfall by location

Counting By Location - Main Locations Only



Footfall by Week



Year to Date % Change is the annual % change in footfall from January of this year compared to the same period last year.
 Year on Year % Change is the % change in footfall for this week compared to the same week in the previous year.
 Week on Week % Change is the % change in footfall for this week from the previous week.